






Pump Code	Pump Image	Pump Description	Dimensions	Weight
CA32/0.5		Horizontal Self Priming Centrifugal Pump 1.25" Suction and Discharge Casing: Bronze Impeller: Bronze Shaft: Stainless Steel 0.75/1kw 380V-440V 3 phase 50/60hz 2900/3500rpm IP55 Motor	422 x 178 x 207 (mm)	27 kg
CA40/1A		Horizontal Self Priming Centrifugal Pump 1.5" Suction and Discharge Casing: Bronze Impeller: Bronze Shaft: Stainless Steel 0.75kw 380V 3 phase 50hz 2900rpm IP55 IE2 Motor	436 x 208 x 230 (mm)	30 kg
CA40/1A		Horizontal Self Priming Centrifugal Pump 1.5" Suction and Discharge Casing: Bronze Impeller: Bronze Shaft: Stainless Steel 1.3kw 380V 3 phase 60hz 3500rpm IP55 IE2 Motor	436 x 208 x 230 (mm)	31 kg
CA40/1A		Horizontal Self Priming Centrifugal Pump 1.5" Suction and Discharge Casing: Cast Iron Impeller: Bronze Shaft: Stainless Steel Viton Joints 0.75kw 380V 3 phase 50hz 2900rpm IP55 IE2 Motor	436 x 208 x 230 (mm)	28 kg
CA50/3A		Horizontal Self Priming Centrifugal Pump 2" Suction and Discharge Casing: Bronze Impeller: Bronze Shaft: Stainless Steel 2.2kw 380V 3 phase 50hz 2900rpm IP55 IE2 Motor	510 x 238 x 280 (mm)	44 kg



Pump Code	Pump Image	Pump Description	Dimensions	Weight
CA50/3A		Horizontal Self Priming Centrifugal Pump 2" Suction and Discharge Casing: Bronze Impeller: Bronze Shaft: Stainless Steel 4.6kw 440V 3 phase 60hz 3500rpm IP55 IE2 Motor	550 x 238 x 280 (mm)	61 kg
CA50/3A		Horizontal Self Priming Centrifugal Pump 2" Suction and Discharge Casing: Cast Iron Impeller: Bronze Shaft: Stainless Steel Viton Joints 2.2kw 380V 3 phase 50hz 2900rpm IP55 IE2 Motor	510 x 238 x 280 (mm)	43 kg
CA50/5A		Horizontal Self Priming Centrifugal Pump 65mm Suction, 50mm Discharge Casing: Bronze Impeller: Bronze Shaft: Stainless Steel 4kw 380V 3 phase 50hz 2900rpm IP55 IE2 Motor	625 x 290 x 340 (mm)	105 kg